

MIDSTATE MIATA CLUB OF NY

"MIATA MEANDERINGS" NEWSLETTER

Volume 5, Issue 5, July 2021



Visit the Midstate Miata Club
on the [World Wide Web](#)

President's Letter from Karen McKissock, July 2021



I hope this month's newsletter finds you all excited and enthusiastic that things are opening up fast as we enter the prime driving season. The weather has cooperated, and it looks like it will be a great summer. I know that the Rochester Chapter is doing well with participation in Ice Cream nights and I hear it's the same in the other Chapters. Nothing like ice cream to bring out the best (and rest) of us.

This month I just wanted to take a couple minutes to clarify our club's insurance coverage as a result of a literal fender bender at the Watkins Glen event. (There were no injuries involved)

1. We have Fire insurance coverage which is for damages to a facility or property at locations like live meetings where a member might/would be at fault.
2. Our Liability insurance basically covers the Corporation not individuals, again, where

something like slipping on the ice might cause an injury. This means the Corporation of the Club is held harmless.

Both scenarios fall to the member's personal insurance as the primary insurance for coverage. I hope this helps you all get a clearer understanding of our policy. Please let me know if you have any questions and I would also suggest you check with your insurance agent.

Just a reminder to check the website and watch for emails from your local Area Representatives for updates and additions to the Club events. And be sure to put your thinking caps on and feel free to make suggestions to additional events, old and new ones. Thanks a million!

Karen McKissock
MMC President

IMPORTANT CLUB WORLD WIDE WEB SITES

- Our Club has a [website](#) that most of you know about. **Now it works well on your phone too!**
- Our Club also has a [Facebook](#).
- You can print the [Club Flyer](#), the trifold with Club information and an application form.
- Here is the [guest waver form](#). If you are going to bring a guest then you must print and complete the

form. Give the completed form to the Area Representative or Event Coordinator.

•**NEW!** Let us know about your favorite car shop, parts store, or service center. They will go into a new section.

•Every wonder where members live? Check out this [map](#). You can add your car's photo, too!

CLUB APPAREL

The Club apparel is [here](#) on the Club Website.

ICE CREAM NIGHTS

The schedule for all four Chapters' Ice Cream nights is on [this shared spreadsheet](#). The schedule is updated each month.

NEWSLETTER DUE DATES

Submissions for the newsletter are due to the newsletter editor on the **twenty-fourth, 24th, of each month.**

REMINDER, HOW TO REGISTER FOR EVENTS

To help streamline communications for gathering who is attending our events we will require members to contact **the Event Coordinator directly AND copy your Area Rep** to help them plan for caravans from your area. You will **only need to respond if you are planning to attend, but if you need to cancel last minute you still need to let both parties so they don't hold up the ride waiting for you.** Please pay close attention to the contact info and deadlines. Guests must bring this completed [form](#).

WELCOME NEW MEMBERS!

Welcome to the MidState Miata Club of New York!

WELCOME
NEW MEMBERS

We have dozens of drives planned, some with meals and ice cream. We ask all the 2020 and 2021 members to keep your orange sticker on their ID badge for 2021 so the old hands can say *Hi* and *Welcome to the Club*.

Name	City	Chapter	Car Year	Color of Car
Bill & Ellen Phillips	Ithaca	Ithaca	2012	White
Dennis & Chris Lemar	Skaneateles	Syracuse	1990	Silver
Freddie Yerman	Rome	Syracuse	2006	Copper Red Mica
Matthew Denker & Laura Beth Lincoln	Rochester	Rochester	2019	Racing Orange
Gary & Pamela Chase	Hamlin	Rochester	2017	Ceramic Metallic

POST-EVENT REPORTS

Saturday, May 29th, Waterfalls


Event Coordinator – Ray Mosher, Syracuse Chapter

Tug Hill Waterfall Tour

Number 4 in my series of different waterfall tours is in the books. My car (Hakuna) sounded great with its new catalytic converter and exhaust system.

Eleven cars and their drivers/navigators,(navigators) met at the Circle K in Cicero, then drove north and east along the old Erie Canal, around Rome and next to Delta Lake to our first falls at [Pixley Falls State Park](#). We then progressed onto [Talcottville Falls](#), then Lyons Falls in the town of Lyons Falls (clever, huh?). We split up for lunch in a couple of different venues in Lowville (Chili dogs and craft beer anyone?). Then it was on to the falls at the [Burrville Cider Mills](#), where the owner came out to see what all the fuss was about. [Talcott Falls](#) was our last falls stop before the required ice cream stop at Stewarts in Adams.

The weather was fabulous, so much better than the washout the previous day, the water was flowing and the feared Memorial Day weekend traffic did not materialize. Thanks to all of you who helped Sue out after her slip and fall (it's nice having a physical therapist on the tour sometimes!), to our new members that joined us for the first time and to everyone for coming out to make a great day.



Contact Ray at mosherrskL@yahoo.com (the last character is an L, not i) or 315-635-2584 or 315-935-6281

Sunday, June 6th, Watkins Glen Private Laps

Event Coordinator – Gail Wagner, Ithaca Chapter

The sun always seems to shine on our Miata Club laps around [Watkins Glen International race track](#) and shine it did with a vengeance as it was beautiful, sunny and very hot!

After signing all the necessary liability forms at the gate, receiving tickets and much friendly socializing, our group of 16 cars were considerably delayed from the originally scheduled track time of 12:00 due to a slight scheduling change and actual on-track time waiting for the Porsche Club racing group to complete. These things happen and are expected. No one seemed to care as we were enjoying ourselves talking and looking at 16 beautiful Miatas. ☺



The track pace car led us around the track in good speed. After exiting the track after our laps, we parked at the gate entrance to socialize some more! How terrific to be able to meet old and new friends sans masks! Lunch was “on-your-own” and several of us ended up at the same cute lakeside restaurant “[The Elf and The Oak](#)” on Route 414. Delicious food and outside on the shaded deck capped a perfect day.

If you missed “Laps” this time, we’ll do it again September 25th (rain date October 3rd) with an organized group lunch afterwards. Watch for newsletter info in the coming months to RSVP.

More photos can be found [here](#).

Contact Gail at gwtr3red@gmail.com or 607-257-7445 or (607) 227-8877.


Saturday, June 12, Scenic Drive Along the Cannonsville Reservoir

Event Coordinator – Lou & Carol Trelease, Binghamton

We had 12 cars for the drive to Rainbow Lodge: 1 coming from Ithaca, 1 from Baldwinsville, and the rest from the Southern Tier.

The day started out overcast for the drive to lunch. While we were indoors, the sky cleared and the sun came out making for a very pleasant drive after lunch to our ice cream stop. As expected, we were treated to an excellent meal by the folks at [Rainbow Lodge](#). As an added bonus, we were able to watch a mother bear and 3 cubs raiding the dumpster, treating themselves to an excellent meal! There was also a surprise birthday celebration. Ken House had the restaurant supply a cake for his significant other, Carol Nightengale, so we all got to enjoy the birthday cake as well.

We received many compliments from participants saying what a good time they had. That makes it worth the effort of getting a drive together.



More photos can be found [here](#).

Contact Lou or Carol at
buckshotfarm@aol.com or 607 655-3061
(home phone) or 607 372-7134 (cell phone).

FUTURE EVENTS

Saturday, July 10th, Northeast Classic Car Museum

Event Coordinator – Del Austin, Binghamton

Rain Date August 7th

This is a shine event only! The event starts in Binghamton, NY and on to [Norwich Northeast Auto Museum](#). Lunch at the [Columbus Public House](#) in Sherburne - Columbus ,NY then an ice cream stop in Bainbridge NY.

Meeting Place: Price Chopper RT 12 & 12A Front St, Binghamton NY

Rain Date: August 7th

Time: Meet: 10:15

Depart time: 10:30

- Route Change, taking RT 12 to Norwich NY.
- Arrive at Classic Auto museum 11:15
- Depart Norwich about 12:30
- Take route 12 North, then 80 East to Columbus, NY
- Arrive at the Columbus Public House for lunch. 1:15PM
- Depart C.P.H. around 2:45-3:00 PM
- South on RT 8 to Sidney, NY, then RT 7 to Bainbridge stop for Ice cream.
- Then depart on you own, 7 south or I-86 west.

Be sure to have a full tank of gas, Rest stops at PC, C.A.M., and C.P.H.

Notes: The Columbus Public House is a 200 to 227 year old Road House. It is being restored by a Former Marine. Food and service great! Building rustic! Routes 80 and Rt 8 are curvy MIATA type roads. We will travel the speed limit and enjoy the curves. ***Be sure to bring a mask!***

Contact Del at virdel2347@aol.com or (607) 217-5794 or (607) 242-6178 or (607) 242-4092.

Friday & Saturday, August 13th - 14th, Miata Only Track Day at Pineview

Non-Club Sponsored Event, For Information Only

[Miatas Only Time Attack Facebook Page](#)

Sunday, August 15th Willowdale Bend Farm

Event Coordinator – Dale Nagel, Syracuse Chapter

EVENT CANCELED

Register with Dale at dalen262@aol.com or (315) 677-9342 or (315) 256-1138 and your Area Representative.

Sunday, September 19th Apple Fritter Crawl

Event Coordinator –Lee Maddy, Syracuse Chapter
Rain date is September 26

Annual tour of four Lafayette orchards. Enjoy apple cider and fritters. Total drive, about 6 miles. (Not a typo!) Help the club decide which orchard has the best apple fritters in town. This is a very short drive and we will be stopping at three or four orchards that also sell apple fritters.

And may include laps at [Pineview Run Auto & Country Club](#)

Register with Lee at mrmiataman@yahoo.com or (315) 637-0472 or (315) 952-7148 or (315) 383-2454 and your Area Representative.

Saturday, September 25th Watkins Glen Private Laps

Event Coordinator – Gail Wagner & Steve Wilson, Ithaca Chapter
Rain date is October 3

Back by popular demand! Three private pace car-led laps around [Watkins Glen International](#) racetrack beginning about 12:00 p.m. Offering a group lunch at 1:00 p.m. at [Seneca Harbor Station](#) in Watkins Glen on their covered deck at the waterfront. Laps will be prepaid \$20.00 per car and lunch will be preordered from offered menu. Final details, menu, and RSVP deadline info to be given in the August newsletter. Hope to see you there!

Register with Gail at gwtr3red@gmail.com or 607-257-7445 or (607) 227-8877 and your Area Representative.

Wednesday, October 2nd, Salmon River Falls

Event Coordinator – Jerry Willis, Syracuse Chapter
Rain date is October 3

Repeat of the cool trip to Salmon River Falls. Watch for details!

[Salmon River Falls](#)

Register with Jerry at o_lake_676@hotmail.com or 315-676-3072 and your Area Representative.

Wednesday, October 13th, Sprague's Maple Farms with the Niagara Miata Club

Event Coordinator – Chuck Rischenole, Rochester Chapter

Trip from Rochester to Sprague's Maple Farm for lunch, maybe their famous turkey dinner!

[Sprague's Maple Farm](#)

Register with Chuck at candgr@gmail.com or 585-223-7586 and your Area Representative.

Friday - Sunday, October 22 - 24th East Coast Miata Reunion, New Jersey Motorsport Park

Non-Club-Sponsored Event – For Information Only

Join the first Miata Reunion to be held on the East Coast, at New Jersey Motorsports Park. The Miata Reunion is an annual celebration of the MX-5 Miata, offering a weekend of fun activities and social interaction for Miata lovers, including quality Miatas-only track time at a fantastic venue for hard-core track enthusiasts. Information & Registration is [here](#).

Sunday, December 5th, Holiday Party

Event Coordinator – Mary Lou Reisdorf, Rochester Chapter

Details to follow.

Register with Mary Lou at reisdorfm@yahoo.com or 585-455-7044 and your Area Representative.

January 20th - 31st, Caribbean Cruise

Event Coordinator – Ray Mosher, Syracuse Chapter

This is something new. Tired of winter here in CNY? Go south. When I retired a few years ago, I vowed to never spend an entire winter here. With 2020 being the horrible exception, it has worked. For 2022 it will be the “Cruise to St Somewhere” and you are all invited.

The cruise departs from Cape Liberty (Bayonne), NJ on Jan 20. It is the 11 night [Southern Caribbean Cruise](#) with [Royal Caribbean](#) on [Anthem of the Seas](#). Ports of call are San Juan, St Martin, St Johns, St Lucia and St Kitts (hence the St Somewhere moniker).

We have sailed on this ship and have been to each of these ports before and can confirm a good time. Sailing from New Jersey means no having to fly to the port; you can just drive there the day of the cruise, no worries about schlepping luggage and a couple of sail days each way to lounge on board. The Anthem is amazing – with bumper cars, indoor skydiving, a surfing wave, climbing wall, great shows and food.

Fares vary by room type. Recently the fare was \$895 per person for an interior cabin (with a virtual balcony), \$1,113 for an outside cabin and \$1,419 for a balcony. With \$392 in taxes and port fees and discounts, that is \$1,937 for two people in an inside cabin. Fares change daily and there are often sales. We paid a total of \$2,632 for our balcony cabin. Add in about \$300 in tips plus whatever else you choose to spend on optional drinks, casino chips, upgraded meals, port excursions etc.

Watch for more information as we get closer to the event date.
Feel free to ask questions of Ray or Sue Mosher.

Register with Ray and Sue at mosherrskL@yahoo.com (the last character is an L, not i) or 315-635-2584 or 315-935-6281 and your Area Representative.

UPCOMING PLANNED EVENTS, NO DATES SCHEDULED YET

TBD, Hard Cider Crawl

Event Coordinator – Ray Mosher, Syracuse Chapter

Meet at the Lafayette Byrne Dairy

- Drive 1.5 hours on back county roads to Awestruck Ciders in Sidney.
- Taste ciders and eat pub food at [Awestruck](#).
- Drive 1.5 hours on similar roads to [Beak & Skiff Apple Hill Campus](#), 1911 Tasting Room and Distillery near Lafayette.
- Taste ciders, food is available.

This repeats a drive run in 2020.

The destination is an easy drive for the Binghamton group to meet up.

Register with Ray at mosherrskl@yahoo.com (the last character is an L, not i) or 315-635-2584 or 315-935-6281 and your Area Representative.

TBD, Bill Hodge Memorial Road Rally

Event Coordinator – Jay Cartini, Syracuse Chapter

It maybe schedule from early to mid October

Register with Jay at JPCartini@aol.com or 315-676-4776 and your Area Representative.

TBD, Midway Drive-In Movie

Event Coordinator – Ray Mosher, Syracuse Chapter

Register with Ray at mosherrskL@yahoo.com (the last character is an L, not i) or 315-635-2584 or 315-935-6281 and your Area Representative.

TBD, Club Picnic

Register with [Looking for a Volunteer](#) as Event Coordinator – [Looking for a Volunteer](#) and your Area Representative.

By Gail Wagner – Midstate Miata Club of NY



Keeping Up The Shiny Side, Washing, Waxing & Detailing

Hi, Miata Folks,

This month's column will give you some great tips to keep your Miata looking brand-new along with some great advice I've learned from a professional detailing expert and car collector. Follow my suggestions and your Miata/MX5 will look like it just came out of the showroom when you're done.

You'd think washing your car would be pretty straightforward and simple: a little soap, some water, wax, a few towels, maybe a cold beer ? Nope. It's way more "technical" if you want to preserve your paint finish and expensive your convertible top but it's fun and definitely worth the hard work. While no serious hand tools are required (thankfully), the following items are highly recommended. An investment in the right stuff will make a big difference in the finished job and much easier on you. And remember - the best carwash is your hand!

Stuff to Have Ready and Available:

- a garden hose with water supply
- two buckets of clean water (one for car wash soap and one with plain, clean water to rinse your wash mitt)
- a clean, soft wash mitt (I like the big, soft sheepskin mitten type or microfiber mitts)
- a clean chamois cloth rinsed out in plain water
- a big bunch of microfiber non-lint towels. Do not use linty bath towels, cut up old undies or paper towels!
- a single-purpose, long-handled soft brush for cleaning wheel wells, wheels and tires
- a single-purpose soft brush for gently cleaning your convertible top
- a vacuum cleaner or shop vac with hose and flat crevice tool for interior vacuuming
- about 1-2 hours of time, some good tunes and a lotta' elbow grease. (I personally prefer 80 decibels of early 60's *Rolling Stones* for car washing motivation. ☺)

Products To Consider:

Any good quality product such as *Mother's* or *Meguiar's* is fine.

- good quality plain old car wash soap without the wax added in the soap. DO NOT use dish soap or

laundry detergent. It strips protective wax coating and has a tendency to spot the finish as it dries and it's not good for convertible tops.

- “detail” silicone spray quick shine (I love this stuff - for spot cleaning and quick shine-ups between washes)
- a good quality car wax (any good quality liquid or paste is fine). The new “ceramic” waxes are amazing too.
- a non-petroleum, non-acid based tire and wheel cleaner (acid-base will ruin the wheel clear coating and petroleum products not good for the tires)
- glass-cleaner, non-ammonia (ammonia is bad for vinyl upholstery and interior panels and it stinks!)
- A good quality leather cleaner/conditioner if you have leather seats (lucky you; I'm jealous)
- IMPORTANT: “Ragg Top” brand Convertible Top Cleaner and Top Protectant - This is one product I really highly suggest. It's recommended by leading convertible top manufacturers. *Ragg Top* will gently clean, condition, protect and restore your top to its original look. It ain't cheap but worth every cent and available on-line. Be sure to get the cleaner and protectant made specifically for either vinyl top or cloth top, whichever your Miata has. My detail expert friend does not recommend car wash soap or detergent on the convertible top.

Not Necessary But Nice to Have:

- a clay bar (available in auto products shops to capture embedded contaminants within the paint before waxing)
- an air compressor with hose to blow dust and detritus from the heater and A/C ducts and to dry between badges, nooks and crannies after washing to prevent spotting/streaking
- a good quality liquid swirl and haze remover product (not “rubbing compound”)
- a good quality liquid paint finish restorer (amazing for oxidized paint to restore the color and glossy finish)
- *RainX* for your clean windshield and rear glass window (I don't like to drive *Scarlet* in the rain but sometimes it's unavoidable around here! ☺)

So Let's Get It On, Literally:

1. Convertible top: Do this first. Find a shady spot in the driveway out of the sun. You're gonna' clean the convertible top first. Rinse the top thoroughly with the garden hose. If using *Ragg Top Cleaner*, spray it on the top in a small reachable area and scrub lightly with the single-purpose very soft

brush. Rinse well and go on to another small area until the entire top is cleaned. Do not apply the *Ragg Top Protectant* spray until the top is absolutely, positively, completely dry.

2. Wheels, wheel wells and tires: Do this second. Shoot the garden hose spray under the wheel wells and at the wheels and tires to rinse off surface dirt. Spray the tires and wheels with wheel/tire cleaner and scrub with the long-handle single-purpose wheel cleaning brush rinsing after each wheel is cleaned. Run the brush inside the wheel wells to clean out the accumulated dirt and gunk and rinse with the hose.
3. Washing the Car: Finally, rinse the entire car except the convertible top with the hose and add car wash soap to one bucket of water and fill the other bucket with plain water. Carefully wash your car with the wash mitt and then dunk in the plain water bucket after a few soap passes (this will help to remove dirt and grit off your mitt and help prevent paint scratches and swirls) and then back into the soap bucket. Important: Do not wash in a circular motion; use vertical and horizontal strokes only to prevent ugly paint finish swirls. This is a professional detailer's tip. Wash the entire car with soap only 2/3 of the way down the doors. Do not rinse. Then wash the bottom 1/3 of the car all around since that's where the car is usually dirtiest as you don't want to pull dirt into your wash mitt and scratch the heck out of your paint on the top half. Don't forget to frequently dunk in plain water! Rinse the entire car well after you have completed washing it. I am not a fan of spraying water on your engine to clean it.
4. Dry the car with the chamois and microfiber towels: Use the clean, wet, wrung-out chamois cloth to go over the entire wet car and window glass to mostly dry it, dunking frequently in clean water and wringing out thoroughly. Do not use circular motions to dry. Do a final dry with your microfiber towels (available at Walmart, Target or any auto parts store). If you have an air compressor, use it to blow-dry the top, wheels, badges, nooks and crannies to prevent streaking and spotting.
5. Convertible top protectant: If you are using the recommended *Ragg Top Protectant*, carefully spray it on a microfiber cloth or clean sponge and

- wipe completely over the surface of the completely dry top. Wipe off any extra with a microfiber towel. The protectant picks up the top color and makes it look like new. Honest. Wipe off any product that gets on the window glass or paint.
6. Clean your window glass inside and outside with glass cleaner and a clean, dry microfiber towel. Don't use linty paper towels, old bath towels, etc.
 7. Vacuum the interior thoroughly, address any upholstery or carpet stains (I like *Blue Coral* upholstery cleaner for both) and dress your leather upholstery with cleaner/conditioner, if applicable.
 8. Trim Restorer: I am not a big fan of shiny *AmorAll*. I use an *Adam's matte-finish* product made especially for interior and exterior vinyl and plastic trim but there are other good ones out there.
 9. Waxing: Yeah, the hard part. If you have any energy left (if not, take a break, have some lunch and a beer and come back and finish) this is the most important. The factory-applied clear coat on your Miata is probably worn off by now as it doesn't take long. Waxing is important as it absorbs stains and small scratches and protects the paint from UV oxidation. Liquid or paste wax is equally good these days. You might try the new "ceramic" coating that last quite a while and leave a really high-gloss "wet" look. Just be sure to use up-and-down, side-to-side right angle application and removal (no circular motions) to prevent paint swirls. Use your clean, dry microfiber towels to remove it and another clean one to final polish. (FYI, the pros use two coats of wax.) Wax once a month, if possible, and use a detail silicone spray for touchups in between waxes to shine 'er up and remove paint-damaging road tar and bugs.
 10. Tip: If you drop your microfiber towel on the ground, don't reuse it as it has a fatal attraction to dirt that will scratch your paint finish.
 11. Yup, there's more. If you're feeling really energetic or want your Pride & Joy to look especially spiffy (for a club event?), try these before washing and waxing:
 - Liquid Haze & Swirl Remover/ Liquid Paint Restorer: I'm not talking about harsh "rubbing compound" here. If your paint is older, a product like this will pick up the color like you can't believe and remove some swirls and scratches. It doesn't take that long and you won't believe the difference. Just be sure to save some energy to wax afterwards to protect that finish. I don't recommend power buffers for this unless you really know what you're doing. Ever see a car with super-big paint swirls all over it? My point.
 - Clay Bar: If you're a real detailing fool (unapologetically, that's me) try this: Put your hand in a clean, plastic Ziploc bag and run it lightly over the surface of your clean car. Feel rough or slightly bumpy? You're feeling surface contaminants that have become embedded right into the paint finish and haven't been removed by conventional washing/waxing. This is what the clay bar and detail silicone spray is for. It's a mixture of a clay base (polybutene) and various soft abrasives but detailing clay is not abrasive to your car's paint; it's abrasive to paint contamination. It works by hydroplaning (floating) over the surface you're cleaning on a thin layer of clay lubricant (detail spray). Before waxing, spray some detail spray on a piece of clean clay bar that you have stretched and folded over in a small hand-held piece. Wipe in vertical and horizontal strokes over the surface of the whole car body, stretching and folding the clay over and over to obtain a clean piece occasionally. If you drop it on the ground, throw it away and use a clean piece. Rinse the entire car when you're done to remove the clay residue. Try the plastic baggie thing again. Feel smooth as glass? Proceed with your personal waxing ritual.
 - Detail Spray: More obsessive-compulsive behavior. ☺ I cover my car after every outing but before I do, I take my silicone detail spray and a microfiber towel kept in the trunk and remove all the splashed dirt, bugs and road tar from *Scarlet's* nose, bottom of her door sills and behind the wheel wells to help preserve the paint and keep her looking spiffy. I freely confess to doing this in the dark with a flashlight after a late-night drive. Yes, I know, can't help it....I'm certifiable. ☺

p.s. Maintenance tip: Don't forget to check your oil dipstick level, coolant level, window washer fluid level and tire pressure while you're thinking about it.

Zoom-zoom carefully!

Gail

p.s.s. Remember to check out my previous [archived tech and tip columns](#) on our Club website.

DISCLAIMER

Please note these tips are not reviewed or approved by the Mazda Motor Corporation or any other corporation or entity other than the originator. The Midstate Miata Club of NY does not accept any liability for damage or injury as a result of utilizing these tips and pointers. Please use common sense and always remember safety first.

MEMBER STORY

Would you like to tell a story to the other Club members? If you are interested, please email, text, or call me at John.N.Amon@gmail.com or (585) 617-4334

Watkins Glen Grand Prix Festival

Every year, on the Friday after Labor Day, September 10, 2021, Watkins Glen celebrates the Grand Prix Festival. For those of you who are unfamiliar with racing and Finger Lakes history, in 1948, Watkins Glens hosted the first post-World War II auto race in the USA. Cars raced on the local roads including running straight through the middle of town. The racing continued each year until following a fatal accident in the 1952, after which the race moved to a dedicated track and later to its current facility now called Watkins Glen International (WGI).

The weekend after Labor Day, September 9 - 12, 2021, WGI hosts a weekend of Sportscar Vintage Racing Association (SVRA) vintage car racing. On the Friday, many of these vintage race cars come down from WGI en masse, lap the 6.6 mile "old course" (which still exists pretty much as it did in 1948) and park on Franklin St for the evening. Spectators line the streets to celebrate a tribute to the return of these vintage racers to the village of Watkins Glen. During the day, a number of "tours" are held for the auto enthusiasts where you drive your car along a prescribed course, have a group lunch, do laps of the old course, park in a group and generally have a good time. One of these is the "Sporting Roadster Tour". This is limited to sporting convertibles to which the Miata certainly qualifies and a number of our members participate every year.

Whether you come for the evening to watch the cars roar through town or spend the day on a tour, it's a great time. I encourage you all to check it out! See [Grand Prix Festival](#) and [Vintage Grad Prix](#) for full details.

(Editors Note: I believe that [Watkins Glen International](#) is fully open for spectators at spectator events.)

Ray Mosher
Club Ex-President

MIATAS & MIATA ITEMS WANTED & FOR SALE

If you have a Miata item for sale or wanted a Miata item and would like it to be in our newsletter, please send me the information. John.N.Amon@gmail.com. If you would like the item to be on the website, please also send Lee Maddy the information. mrmiataman@yahoo.com. Include a heading, description, your name and contact information (phone, email, address maybe), maybe the price, and a photo or two.

FOR SALE

New in-the-box Progressive anti- sway bar for NC Miata (2006-2015 models) with hardware from [Good-Win Racing](#). Paid \$205 sell for \$175. Local pick up best Ithaca area.

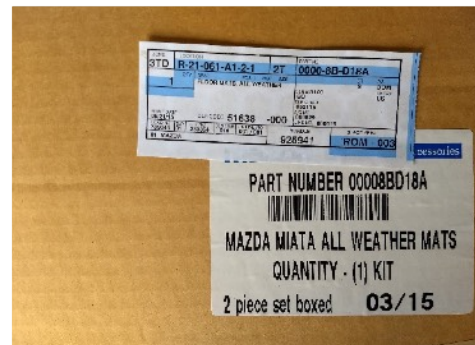
Text call Phil Cornell at (607) 793- 4191 or leave message (607) 273-3054. (*Editors Note: Phil's last name has been corrected.*)



FOR SALE

NC OEM All Weather Floor Mats. New, in box, never used. Part No. 0000-8B-D18A. Asking \$20


Email / Text / Call: Dale Nagel – dalen262@aol.com, 315-706-8015



Free To Good Home (or not so good home, I don't care)

Used OEM NB Front End Cover. For use without front air dam. Part No. 0000-8G-D01. OK condition. Two tears in front left corner. Comes with all hardware (snaps) and instructions.

Email / Text / Call: Dale Nagel – dalen262@aol.com, 315-706-8015



LEADERSHIP TEAM

President	Karen McKissock	585-820-6010	kmckiss1948@gmail.com
Vice President	Mary Lou Reisdorf	585-455-7044	reisdorf@yahoo.com
Secretary	Miriam White	315-637-0472	white.miriam@yahoo.com
Treasurer	Ronnie Sabella	315-463-9643	ronnievs@twcny.rr.com
Past President	Ray Mosher	315-935-6281	mosherrskL@yahoo.com

Membership/ Historian	Bob Sabella	315-463-9643	rsabella@twcny.rr.com
Activities Chair	Jay Cartini	315-676-4776	JPCartini@aol.com
Webmaster	Lee Maddy	315-637-0472	mrmiataman@yahoo.com
Area Rep / Syracuse	Dale Nagel	315-677-9342	dalen262@aol.com
Are Rep / Rochester	David King	585-377-6461	doeskygato@aol.com
Area Rep / Binghamton	Barb Hunsinger	607-785-5459	bhunsin928@aol.com
Area Rep / Ithaca	Gail Wagner	607-257-7445	gwtr3red@gmail.com
Newsletter	John Amon	585-617-4334	John.N.Amon@gmail.com
Sunshine Club	Christine Kuhn	585-880-6880	coneill1965@gmail.com

REFRIGERATOR SCHEDULE 2021

Date	Event	Coordinators
August 13-14	Miata Only Track Day at Pineview	Non-Club Sponsored Event
September 19	Apple Fritter Crawl	Lee Maddy
September 25	Watkins Glen Private Laps, rain date is October 3	Gail Wagner
October 2	Salmon River Falls	Jerry Willis
October 13	Sprague's Maple Farms with the Niagara Miata Club	Chuck Rischenole
October 22-24	East Coast Miata Reunion, New Jersey Motorsport Park	Non-Club Sponsored Event
December 5	Holiday Party	Mary Lou Reisdorf
January 20-31	2022, Caribbean Cruise	Ray Mosher
TBD	Hard Cider Crawl	Ray Mosher
TBD	Bill Hodge Memorial Road Rally	Jay Cartini
TBD	Midway Drive-In Movie	Ray Mosher
TBD	Club Picnic	Looking for a Volunteer
TBD	Northeast Classic Car Museum	Del Austin